



# Telehealth Consult Patient Guide

---

You have been scheduled to attend a video consultation utilising GP2U.

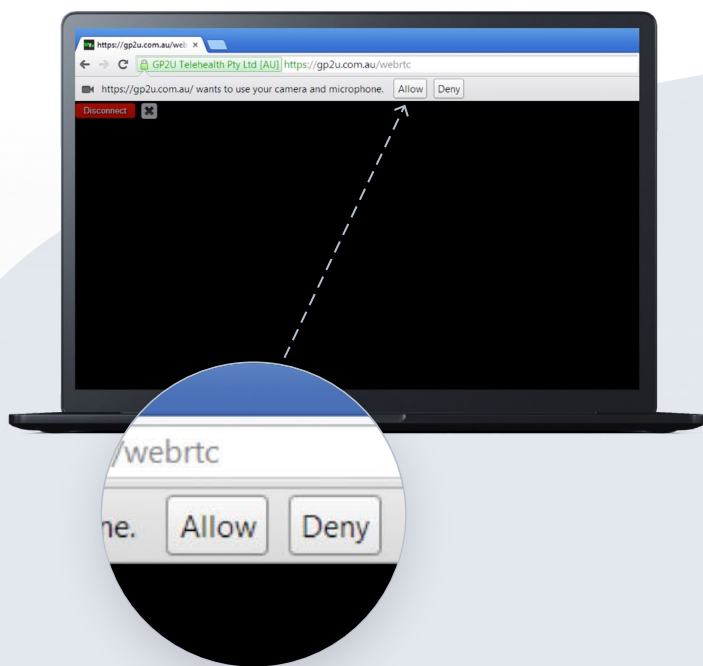
GP2U is a simple and easy video conferencing platform for use in providing you a way of attending a consultation with our doctor from the comfort of your own home.

# Receiving a Telehealth Booking

- You will receive your video bookings in 2 ways
  - **Email Confirmation**
  - **SMS Text MMessage**
- The Email and SMS will both contain a link that looks like the example.

An appointment for your online assessment has been scheduled for **25/03/2020 2:05:00 PM** with **Dr. Jennifer Sisson**

Your TeleHealth appointment will take place in the following online clinic room: [Click Here!](#)

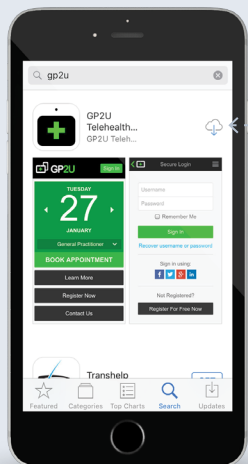


## Get ready for your Telehealth Consult

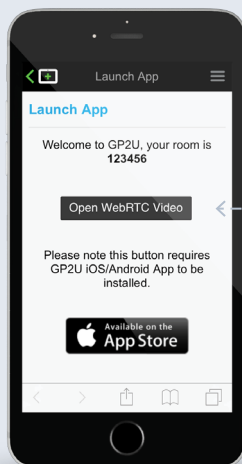
### If you are using a PC or Mac (Google Chrome Only)

- To run the video conference on your PC or Mac you need to have Google Chrome installed on your device. This can be downloaded and installed at [www.google.com.au/chrome/browser/desktop/index.html](http://www.google.com.au/chrome/browser/desktop/index.html)
- After you have Google chrome installed connecting to a video conference is as easy as clicking on the link available in your email.
- Once you click on the link a webpage will load. Ensure the page loads in Google Chrome.
- If prompted for authorisation for using the camera and microphone - **click allow**.

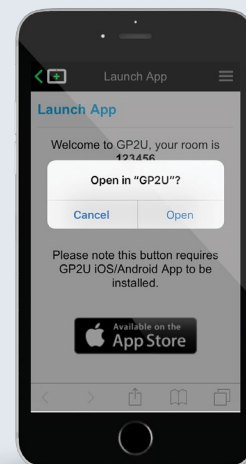
## If you are using an iPhone or iPad



- Before the scheduled time of your consult download the GP2U app from the App Store.
- And when completed display as:



- As a part of your booking you will receive an SMS notification checking on the link available in your email.
- Click this link on your device and the following screen will appear. Select **Open WebRTC Video**

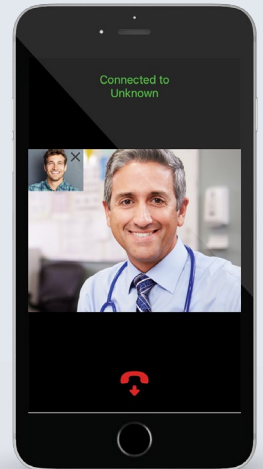



## If you are using an Android Device

- Using an Android phone/tablet Go to <http://gp2u.com.au> on the device.
- Click the button that will be displayed to go to the play store.



- Click the install button in the play store.
- Once completed, you will have this logo on your phone.
- Once you have this downloaded onto your phone, you do not need to proceed any further with the GP2U app.
- As a part of your booking you will receive an SMS notification checking on the link available in your email.



## Connecting to your Telehealth Consult

- At the time of the booking click on the link and you will be connected into the conference room.
- Select the link in your booking email or SMS. Select Open in GP2U - This time you will see the following screen load.
- You will be connected to the waiting room awaiting the doctor's arrival.
- You will see the doctor in the video screen once the doctor joins the conference.



